



GE  
Lighting

## 11078 - G15T8

### GE T8 - Germicidal

• Germicidal lamps use a special glass that transmits 254nm energy that inactivates bacteria, viruses, molds, and cysts by preventing replication.



## GENERAL CHARACTERISTICS

Lamp Type	Linear Fluorescent - Straight Linear
Bulb	T8
Base	Medium Bi-Pin (G13)
Bulb Finish	Clear
Rated Life (NOM)	7500.0 h
Rated Life (instant start) @ Time	7500 h @ 3 h
Bulb Material	UV transmitting glass
Starting Temperature (MIN)	10.0 °C
Mercury Content (NOM)	7.0 mg
Primary Application	Germicidal9;Speciality

## PHOTOMETRIC CHARACTERISTICS

UVC Output (NOM)	4.8 W
------------------	-------

## ELECTRICAL CHARACTERISTICS

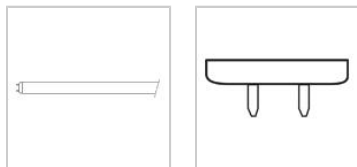
Wattage (NOM)	15.0
Open Circuit Voltage (rapid start) Min @ Temperature	106 V @ 10 °C
Cathode Resistance Ratio - Rh/Rc (MAX)	6.5
Preheat Voltage (MIN)	4.25 V

## DIMENSIONS

Maximum Overall Length (MOL) (NOM)	18.000 in(457.2 mm)
Minimum Overall Length (NOM)	17.670 in(448.8 mm)
Nominal Length (NOM)	18.000 in(457.2 mm)
Bulb Diameter (DIA) (MIN)	0.940 in(23.9 mm)
Bulb Diameter (DIA) (MAX)	1.100 in(27.9 mm)
Bulb Diameter (DIA) (NOM)	1.000 in(25.4 mm)
Outside Bulb Diameter (MAX)	1.100 in(27.9 mm)
Max Base Face to Base Face (A) (NOM)	17.220 in(437.4 mm)
Face to End of Opposing Pin (B) (MIN)	17.400 in(442.0 mm)
Face to End of Opposing Pin (B) (MAX)	17.500 in(444.5 mm)
End of Base Pin to End of Opposite Pin End (C) (NOM)	17.780 in(451.6 mm)

## PRODUCT INFORMATION

Product Code	11078
Description	G15T8
Standard Package	Case
Standard Package GTIN	10043168110782
Standard Package Quantity	24
Sales Unit	Unit
No Of Items Per Sales Unit	1
No Of Items Per Standard Package	24
UPC	043168110785



## CAUTIONS & WARNINGS

### Caution

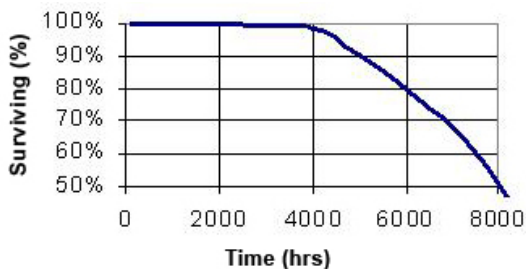
- Lamp may shatter and cause injury if broken.
  - Do not use excessive force when installing lamp.
  - Wear safety glasses and gloves when handling lamp.

### Warning

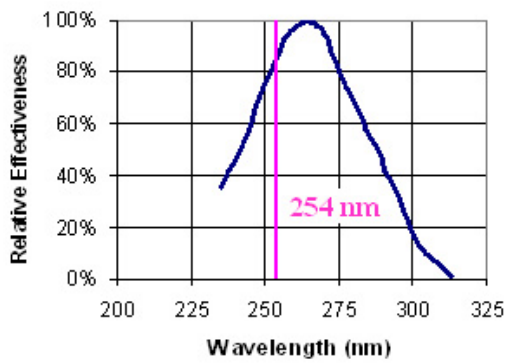
- Lamp emits UV radiation which may cause eye/skin injury. RG-3
  - Avoid exposure of eyes and skin to unshielded lamp.
- Risk of Electric Shock
  - Turn power off before inspection, installation or removal.

## GRAPHS & CHARTS

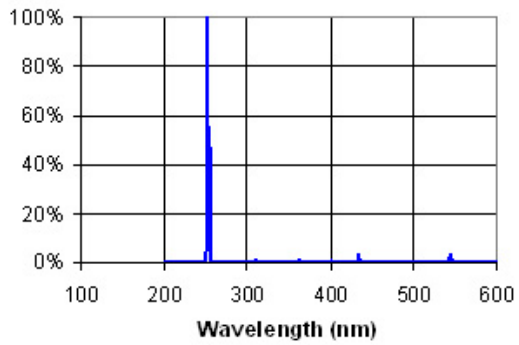
### Graphs\_Lamp Mortality



### Graphs\_Germicidal Effectiveness



Graphs\_Percent Irradiance



Graphs\_UV Maintenance

