



GE
Lighting

97638 - CMH20MR16/830/WFL

GE ConstantColor® CMH® Ceramic Metal Halide MR16

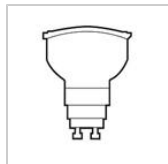
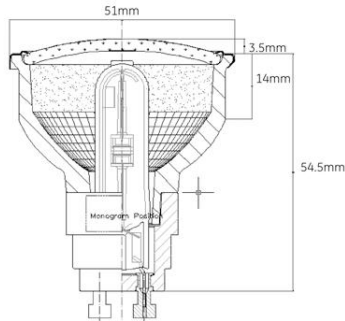


Photo
Not Available

CAUTIONS & WARNINGS

R- WARNING: This lamp can cause serious skin burn and eye inflammation from shortwave ultraviolet radiation if outer envelope of the lamp is broken or punctured, and the arc tube continues to operate. Do not use where people will remain for more than a few minutes unless adequate shielding or other safety precautions are used. Certain types of lamps that will automatically extinguish when the outer envelope is broken or punctured are commercially available. Visit the FDA website for more information: <http://www.fda.gov/cdrh/radhealth/products/urburns.html>

Caution

- Risk of Burn
 - Allow lamp to cool before handling.
 - Do not turn on lamp until fully installed.
- Lamp may shatter and cause injury if broken
 - Do not use excessive force when installing lamp.
 - Do not use lamp if outer glass is scratched or broken.

Warning

- Risk of Electric Shock
 - Do not use where directly exposed to water or outdoors without an enclosed fixture.
 - Turn power off before inspection, installation or removal.
- Risk of Fire
 - Keep combustible materials away from lamp.
 - Use fused or thermally protected ballast - see instructions.
 - Use in fixture rated for this product.
- Unexpected lamp rupture may cause injury, fire, or property damage
 - Do not exceed rated voltage.
 - Do not store flammable materials near/below lamp.
 - Do not turn on lamp until fully installed.
 - Do not use beyond rated life.
 - Do not use lamp if outer glass is scratched or broken.
 - Do not use where directly exposed to water or outdoors without an enclosed fixture.
 - Use only properly rated ballast.

GRAPHS & CHARTS

Graphs_Lamp Mortality

GENERAL CHARACTERISTICS

Lamp Type	High Intensity Discharge - Ceramic Metal Halide
Bulb	MR16
Base	GX10
Bulb Finish	Clear
Rated Life (NOM)	12000.0 h
Bulb Material	Hard glass
Lamp Enclosure Type (LET)	Open or enclosed fixtures
Base Temperature (MAX)	200.0 °C
Bulb Temperature (MAX)	200.0 °C
Mercury Content (NOM)	2.2 mg
Picograms of Mercury (NOM)	183.3 pg
Additional Info	UV control
Primary Application	Wide Flood

PHOTOMETRIC CHARACTERISTICS

Initial Lumens (NOM)	1000.0
Nominal Initial Lumens per Watt (NOM)	50.0
Beam Spread (NOM)	40.0 °
Center Beam Candlepower (CBCP) (NOM)	1500.0
Color Temperature (NOM)	3000.0 K
Color Rendering Index (CRI) (NOM)	80.0

ELECTRICAL CHARACTERISTICS

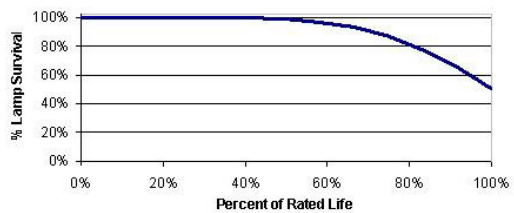
Wattage (NOM)	20.0
Burn Position	Universal burning position
Open Circuit Voltage (peak lead ballast) (MIN)	95.0 V
Warm Up Time to 90% (NOM)	3.0 min

DIMENSIONS

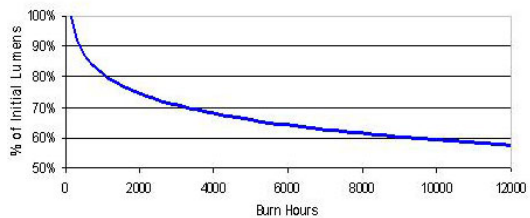
Maximum Overall Length (MOL) (NOM)	2.540 in(64.5 mm)
Bulb Diameter (DIA) (MAX)	2.000 in(50.8 mm)
Bulb Diameter (DIA) (NOM)	2.000 in(50.8 mm)

PRODUCT INFORMATION

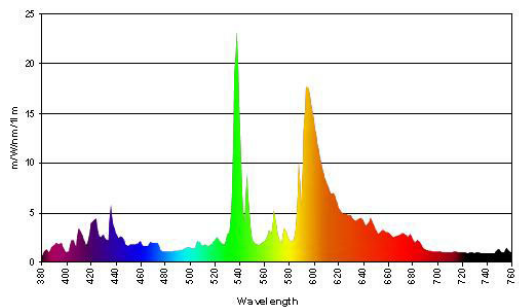
Product Code	97638
Description	CMH20MR16/830/WFL
ANSI Code	C156/ M156
Standard Package	Case
Standard Package GTIN	10043168976388
Standard Package Quantity	12
Sales Unit	Unit
No Of Items Per Sales Unit	1
No Of Items Per Standard Package	12
UPC	043168976381



Graphs_Lumen Maintenance



Graphs_Spectral Power Distribution



NOTES

- Rated life based on 11 hours per start
- Use only with low frequency square wave (LFSW) electronic ballast.