

PAR20E 6.5W DIM



PAR20E65W7DIM36D30K
PAR20E65W7DIM36D50K



6.5W REPLACE




50W
Halogen

80% Energy Savings

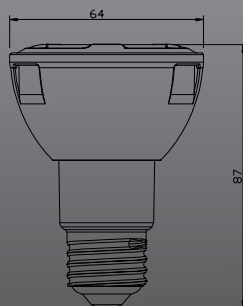
PRO

- ★ Low energy consumption
- ★ Efficient LED replacement for halogen bulbs
- ★ Improved color rendering
- ★ No UV radiation
- ★ Especially suitable for public areas like lobbies
- ★ Suitable for commercial and residential lighting

\$109 Savings Per lamp*



- ★ We use an innovative, specially designed lens, with multiple reflectors to optimize beam distribution.
- ★ This lens creates soft, pleasant light, with low glare.
- ★ The lens design provides high luminescence with an even beam pattern.





- ★ Unique heat sink design
- ★ Seamless aluminum and thermo-plastic design to reduce the operating temperature of the LED chips.
- ★ Designed to allow air to flow freely, guarantees a longer life.



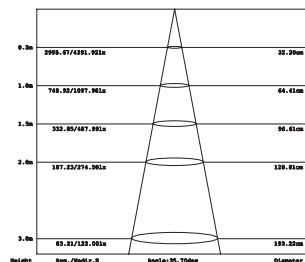
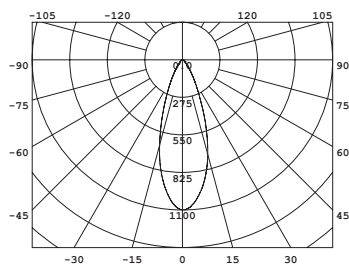
10 Industrial Rd Richland, MO 65556

Toll Free: (800) 624-4568 Local: (573) 765-5219 Fax: (800) 747-0999

PAR20E 6.5W DIM



ILLUMINANCE



36°

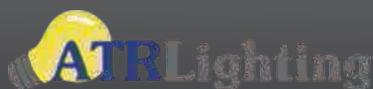
SPECIFICATION

Product Model

PAR20E65W7DIM36D30K

PAR20E65W7DIM36D50K

Type	PAR20	PAR20
SKU#	800381	800398
Base	E26	E26
Power(W)	6.5W	6.5W
Voltage-Frequency	120V 60Hz	120V 60Hz
Color Temperature	Warm White 3000K	Daylight 5000K
Ra	>80	>80
Typical Lumen(lm)	550lm	550lm
Efficacy	85	85
Beam Angle	36°	36°
Candela	1000	1000
Dimmable	YES	YES
Power Factor	>0.7	>0.7
Life time	25000H	25000H
Replace	50W	50W



10 Industrial Rd Richland, MO 65556

Toll Free: (800) 624-4568 Local: (573) 765-5219 Fax: (800) 747-0999