

PAR38E 14W DIM



PAR38E14W12DIM40D30K
PAR38E14W12DIM40D50K



14W REPLACE



100W


Halogen

80% Energy Savings

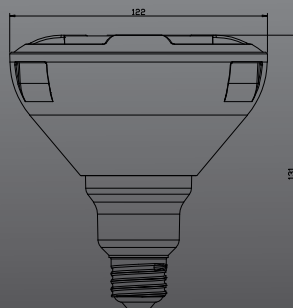
PRO

\$215 Savings Per lamp*

- ★ Low energy consumption
- ★ Efficient LED replacement for halogen bulbs
- ★ Improved color rendering
- ★ No UV radiation
- ★ Especially suitable for public areas like lobbies
- ★ Suitable for commercial and residential lighting



- ★ We use an innovative, specially designed lens, with multiple reflectors to optimize beam distribution.
- ★ This lens creates soft, pleasant light, with low Glare.
- ★ The lens design provides high luminescence with an even beam pattern.



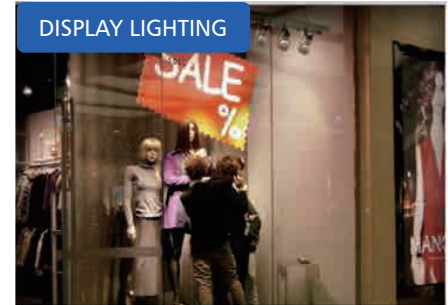
- ★ Unique heat sink design
- ★ Seamless aluminum and thermo-plastic design to reduce the operating temperature of the LED chips.
- ★ Designed to allow air to flow freely, guarantees a longer life.



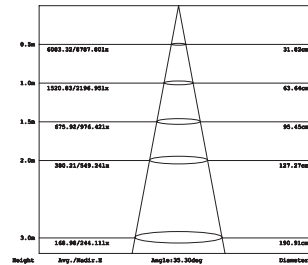
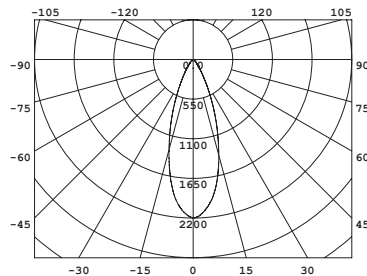
10 Industrial Rd Richland, MO 65556

Toll Free: (800) 624-4568 Local: (573) 765-5219 Fax: (800) 747-0999

PAR38E 14W DIM



ILLUMINANCE



40°

SPECIFICATION

Product Model	PAR38E14W12DIM40D30K	PAR38E14W12DIM40D50K
Type	PAR38	PAR38
SKU#	8000503	8000510
Base	E26	E26
Power(W)	14W	14W
Voltage-Frequency	120V 60Hz	120V 60Hz
Color Temperature	Warm White 3000K	Daylight 5000K
Ra	>80	>80
Typical Lumen(lm)	1100lm	1100lm
Efficacy	79	79
Beam Angle	40°	40°
Candela	2200	2200
Dimmable	YES	YES
Power Factor	>0.8	>0.8
Life time	25000H	25000H
Replace	100W	100W



10 Industrial Rd Richland, MO 65556

Toll Free: (800) 624-4568 Local: (573) 765-5219 Fax: (800) 747-0999