

DOWN LIGHTING SERIES

5&6 INCH 15W Ra90

Greenlux LED



DL5615DIM169027K
DL5615DIM169030K
DL5615DIM169040K



15W REPLACE



100W
Halogen

80% Energy Savings

PRO

\$425 Energy Saving Per Lamp*

- ★ Low energy consumption
- ★ Efficient LED replacement for halogen bulbs
- ★ Improved color Rendering
- ★ No UV radiation
- ★ Especially suitable for public areas like lobbies
- ★ Suitable for commercial and residential lighting

1150
LM
BRIGHTNESS

DIMMABLE

77
LPW
EFFICACY

5
YR
WARRANTY

90
CRI(Ra)

50,000
H

CLASSIFIED
UL US
E476291



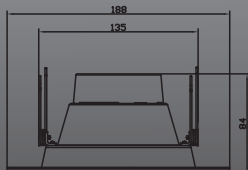
lighting facts
LED Product Partner

LM 79

LM 80



- ★ We use innovative, specially designed reflector and PC cover to optimize beam distribution.
- ★ This reflector and PC cover create soft, pleasant light, with low glare.
- ★ The reflector and PC cover design provides high luminescence with an even beam pattern.



- ★ Unique heat sink design.
- ★ Seamless aluminum and structure design to reduce the operating temperature of the LED chips.
- ★ Excellent heat sink guarantees a longer life.
- ★ The size-adjusted design can make the size switched freely between 5" & 6" in the actual application.



10 Industrial Rd Richland, MO 65556

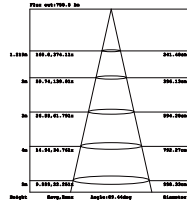
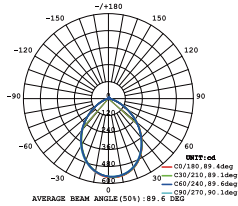
Toll Free: (800) 624-4568 Local: (573) 765-5219 Fax: (800) 747-0999

DOWN LIGHTING SERIES

5&6 INCH 15W Ra90



ILLUMINANCE



SPECIFICATION

Product Model	DL5615DIM169027K	DL5615DIM169030K	DL5615DIM169040K
Type	Down Light5&6	Down Light5&6	Down Light5&6
SKU#	8000930	8000947	8000954
Base	E26	E26	E26
Power(W)	15W	15W	15W
Voltage-Frequency	120V 60Hz	120V 60Hz	120V 60Hz
Color Temperature	Soft White 2700K	Warm White 3000K	Cool White 4000K
Ra	>90	>90	>90
Typical Lumen(lm)	1150lm	1150lm	1150lm
Efficacy	77	77	77
Beam Angle	100°	100°	100°
Dimmable	YES	YES	YES
Power Factor	>0.9	>0.9	>0.9
Life time	50000H	50000H	50000H
Replace	100W	100W	100W



10 Industrial Rd Richland, MO 65556

Toll Free: (800) 624-4568

Local: (573) 765-5219

Fax: (800) 747-0999