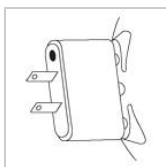
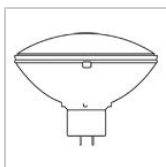
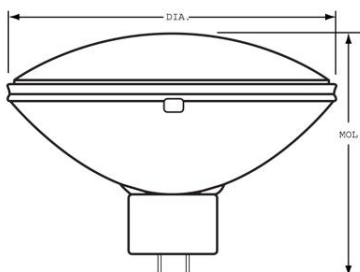




GE
Lighting

39412 - 500PAR64/WFL

GE PAR64 - Wide Flood



CAUTIONS & WARNINGS

Warning

- Risk of Fire
 - Keep combustible materials away from lamp.
- Risk of Electric Shock
 - Turn power off before inspection, installation or removal.
- Unexpected lamp rupture may cause injury, fire, or property damage
 - Use in enclosed fixture rated for this product.
 - Avoid direct water/liquid contact.

NOTES

- For use with heat-resistant connector supported by bulb rim or metal shell of base.
- Lamp is made of heat resistant glass (HRG).

GENERAL CHARACTERISTICS

Lamp Type	Sealed Beam - PAR
Bulb	PAR64
Base	Extended Mogul End Prong (GX16d EXT)
Filament	CC-13
Rated Life (NOM)	2000.0 h
Primary Application	Wide Flood

PHOTOMETRIC CHARACTERISTICS

Initial Lumens (NOM)	6500.0
Beam Spread - Horizontal	55.0 - 10.0 °/42.0 - 50.0 °
Beam Spread - Vertical	20.0 - 50.0 °/32.0 - 10.0 °
Center Beam Candlepower (CBCP) (NOM)	13000.0
Color Temperature (NOM)	2800.0 K
Max. Beam Candlepower (MBCP) (MAX)	13000.0
Nominal Initial Lumens per Watt (NOM)	13.0

ELECTRICAL CHARACTERISTICS

Wattage (NOM)	500.0
Voltage (NOM)	120.0

DIMENSIONS

Maximum Overall Length (MOL) (NOM)	6.000 in(152.4 mm)
Bulb Diameter (DIA) (NOM)	8.000 in(203.2 mm)

PRODUCT INFORMATION

Product Code	39412
Description	500PAR64/WFL
Standard Package	Case
Standard Package GTIN	10043168394120
Standard Package Quantity	12
Sales Unit	Unit
No Of Items Per Sales Unit	1
No Of Items Per Standard Package	12
UPC	043168394123