



# Halogen non-reflector

FCS 150W 24V

Halogen non-reflector lamps offer high-quality light and are easy to install, replace and operate. All halogen non-reflector lamps incorporate a distortion-free quartz bulb and a precise positioning of the mounted filament. These ensure optimal beam performance and consistent, high light output. A wide range of wattages is available for a broad variety of applications, including projection systems. In addition you get all the proven advantages of halogen technology such as a full spectrum and a color rendering index (CRI) of 100 – the same as natural light and the best that it can be. Halogen lamps also create a comfortable warm white light, and they maintain their lumen output, with almost no reduction, throughout their lifetime.

## Product data

### • General Characteristics

Philips Code	7158
ANSI Code	FCS
LIF Code	A1/216
Cap-Base	G6.35
Bulb Material	Quartz-UV Open
Filament Shape	Flat
Operating Position	s90
Main Application	Projection
Life to 50% failures	50 hr

### • Light Technical Characteristics

Color Rendering Index	100 Ra8
Color Temperature	3400 K
Technical Luminous Flux Lamp	5200 Lm

### • Electrical Characteristics

Watts	150 W
Voltage	24 V

### • Luminaire Design Requirements

Pinch Temperature	400 (max) C
-------------------	-------------

Bulb Temperature	900 (max) C
------------------	-------------

### • Product Dimensions

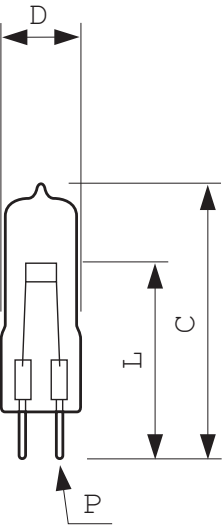
Diameter D	13.5 (max) mm
Light Center Length L	31.75 (min), 32 (nom), 32.25 (max) mm
Pin Diameter P	0.95 (min), 1 (nom), 1.05 (max) mm
Filament Dimensions (WxH) [mm]	5.8x2.9

### • Product Data

Product number	206078
Full product name	7158 150W G6.35 24V 1CT
Short product name	7158 150W G6.35 24V 1CT/10X10F
Pieces per Sku	1
eop_pck_cfg	10X10F
Skus/Case	100
Bar code on pack	8711500409836
Bar code on intermediate pack	8711500420053
Bar code on case	8711500423122
Logistics code(s)	923870520503
eop_net_weight_pp	0.004 kg

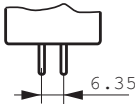
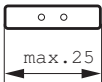
**PHILIPS**

Dimensional drawing



FCS 150W 24V

Product	C (Norm)	C (Max)	D (Max)	L (Min)	L (Norm)	L (Max)	P (Min)	P (Norm)	P (Max)
7158 150W G6.35 24V	-	-	13.5	31.75	32	32.25	0.95	1	1.05



G6.35

